



Panta Rhei
Research Program

Research Briefings · Public-Good Impact Dossiers



Agriculture · Food, Life & Health Systems

Tau for Crop Biology, Breeding, Photosynthesis Engineering, and Targeted Gene Design

Conditional public-good pathway for Crop Biology, Breeding,
Photosynthesis Engineering, and Targeted Gene Design

Public-Good Impact Dossier

Conditional impact analysis · Publication-ready PDF · not deployment-ready

Dossier ID: PGID-AGRI-02 Release: May 2026 publication-ready release

Thorsten Fuchs · Anna-Sophie Fuchs

Conditional scenario map. No validation, product, deployment, or policy claim.

Safe harbor / release discipline

Conditional public-good impact dossier · Publication-ready PDF release · Domain review pending · Deployment not claimed

Briefing identity and source routes

| | |
|----------------------|---|
| Dossier ID | PGID-AGRI-02 |
| Portfolio | Agriculture |
| Series | Public-Good Impact Dossiers |
| Version | v3-enriched |
| Status | conditional |
| Release | May 2026 publication-ready release |
| Release date | 2026-05-02 |
| Review state | Domain review pending; deployment not claimed |
| Source route | https://panta-rhei.site/impact/papers/crop-biology-breeding-photosynthesis-gene-design/ |
| Landing route | https://panta-rhei.site/publications/research-briefings/public-good/crop-biology-breeding-photosynthesis-gene-design/ |

Release status

This briefing is a conditional public-good impact dossier released as a publication-ready PDF artifact on 2026-05-02. Publication-ready means the dossier is downloadable, internally consistent, and claim-safe. It does not validate the τ -framework, does not claim deployment readiness, and does not assert that the described domain system already exists. It maps a plausible impact pathway if the relevant upstream Results, Corpus constructions, and translation assumptions survive expert review and domain benchmarking.

What this dossier claims

- maps a conditional public-good impact pathway
- identifies upstream framework dependencies that would have to survive review
- states translation assumptions, benchmark needs, and governance guardrails

What this dossier does not claim

- does not validate the Tau framework
- does not claim that a domain system or product already exists
- does not claim deployment readiness, policy adoption, or certified impact
- does not replace independent domain review, empirical benchmarking, or governance assessment

Source fidelity and legal disclaimer

This PDF includes the full long-form source argument imported from the public HTML/Markdown source page listed above. The imported source is carried as a durable LaTeX layer at `sections/source-full.tex`; ordinary metadata rendering preserves that file unless the renderer is explicitly run with the `source-refresh` flag. This dossier is not legal, financial, medical, engineering, safety, regulatory, procurement, or investment advice. It is not an official statement by any institution named in the document. It is a conditional research briefing and scenario map for review, discussion, and public-interest scrutiny.

Contents

| | | |
|----|---|----|
| 1 | Executive Summary | 4 |
| 2 | Why This Matters Now | 5 |
| 3 | Scope and Reader Orientation | 6 |
| 4 | The Opportunity Baseline | 7 |
| 5 | Working τ Assumptions | 8 |
| 6 | What Changes with a Law-Faithful Twin | 9 |
| 7 | Competitive and Incumbent Landscape | 10 |
| 8 | Structured Opportunity Map | 12 |
| 9 | Geographic Case Studies | 14 |
| 10 | Finance, ROI, and Climate-Finance Eligibility | 17 |
| 11 | Evidence and Translation Ladder | 18 |
| 12 | Stakeholder Map and Change Management | 19 |
| 13 | Gender, Equity, and Labor Dimensions | 20 |
| 14 | Benchmark Suite and Success Metrics | 21 |
| 15 | Governance Guardrails | 22 |
| 16 | SDG Mapping and Bottom Line | 23 |
| 17 | References | 24 |
| 18 | Dossier accountability addendum | 28 |

1 Executive Summary

The world entered 2025 with approximately **673 million people** still facing chronic hunger — even after a modest global improvement from 2023 — while climate change continues to compress the productive envelope available to smallholder farmers across the most food-insecure regions on earth. Existing breeding pipelines are long, expensive, and largely empirical: a typical stress-tolerance breeding cycle takes eight to twelve years, and even after investment at scale, many improved varieties fail to reach farmers or fail to perform reliably under real local weather regimes.

The τ framework — if sound — offers something qualitatively different from existing modeling and data platforms: a **law-faithful, bounded-error, coarse-grainable twin** of the physical and biological substrate underpinning crop growth, stress response, and yield formation. This paper asks what public good that capability could unlock for crop biology, breeding, photosynthesis engineering, and targeted gene design. It adopts an explicit planning-assumption stance throughout: the claims are conditional, and the impact scenarios are reasoned inferences under those assumptions, not official forecasts.

Key findings of this paper:

- 1. The institutional demand already exists.** CGIAR's Breeding for Tomorrow (2025–2030) is a flagship program that explicitly targets climate-resilient, market-preferred, nutritious varieties for smallholder farmers worldwide. CGIAR calculates that an additional 0.5 percentage-point annual productivity increase could reduce chronic hunger by 29%, reduce hidden hunger by 21%, and generate USD 182 billion in economic surplus over a decade. τ does not need to create the demand; it would serve and accelerate demand already formalized at the highest level of the international crop-improvement system.
- 2. Photosynthesis engineering has crossed the proof threshold.** RIPE's 2022 soybean field trials demonstrated an average 24.5% seed-yield increase across five transformation events by improving photoprotection recovery — without reducing protein or oil content. RIPE's 2024 pipeline adds a 30% tuber-mass increase in potato under heatwave conditions, and CRISPR-mediated upregulation of photosynthetic activity in rice. τ , under its assumptions, would provide the mechanistic season-level bridge from molecular intervention to yield outcome that these programs currently construct empirically and crop-model by crop-model.
- 3. Genetic diversity is under acute threat, raising the stakes for intelligent prioritization.** FAO's 2025 global assessment of plant genetic resources — drawing on 128 countries, 1,600+ experts, and four regional centres — reports that more than 40% of all taxa surveyed are no longer present in at least one area of previous cultivation or natural occurrence. Crop wild relatives and wild food plants, which carry the greatest reserves of adaptive traits, are among the most threatened categories. τ -guided germplasm prioritization could help direct conservation and pre-breeding effort toward the accessions of highest climate-adaptive value.
- 4. Gene editing is already becoming a climate tool; τ would make it more precise.** USDA programs are building rapid CRISPR/Cas workflows across rice, sorghum, peanut, and cowpea. Circadian-clock modification is now an explicit USDA ARS research direction for producing more climate-buffered crops. τ , under its assumptions, would narrow the candidate gene and regulatory target space through explicit causal structure rather than empirical screening alone, reducing cost, trial burden, and regulatory uncertainty.
- 5. No existing platform combines mechanistic $G \times E \times M$ modeling with a photosynthesis-to-yield bridge and delivery-fit design.** The current landscape — CGIAR Excellence in Agronomy, CIMMYT digital phenotyping, Inari Agriculture CRISPR editing, RIPE photosynthesis engineering, and genebank genomic informatics — represents excellent work in separate domains. None of these platforms integrates a law-faithful physical twin from gene-level intervention through canopy-level photosynthesis to seasonal yield under specific local weather shapes.

That integration is the τ opportunity.

6. **The financial and institutional infrastructure for engagement is well-defined.** CGIAR Trust Fund disbursements of approximately USD 900 million per year, Bill & Melinda Gates Foundation agricultural commitments exceeding USD 800 million in 2024, and USAID Feed the Future at approximately USD 1 billion per year already fund the programs and institutions where τ would integrate. A focused pilot partnership could be structured for USD 5–15 million per year against two crop systems; a full five-program platform over ten years would be analogous to a regional centre’s computational infrastructure at USD 30–80 million.
7. **Delivery equity must be designed in from the start.** CGIAR’s Inclusive Delivery materials are explicit: improved varieties matter only if quality seed reaches farmers — including women and marginalized groups who are systematically underserved by formal seed systems. A τ crop-design program that optimizes for yield without embedding seed-system and user-fit constraints will optimize for the wrong objective. This paper treats delivery equity as a design requirement, not an afterthought.

2 Why This Matters Now

2.1 Climate is narrowing the productive envelope faster than breeding pipelines can adapt

Global mean surface temperatures have now crossed 1.5°C above pre-industrial levels for sustained periods. For smallholder farming systems in sub-Saharan Africa, South Asia, and parts of Latin America, this means not only higher average temperatures but greater weather variability, more frequent and intense droughts, more erratic rainfall onset and cessation, heat waves during critical reproductive phases, and increased flooding in low-lying rice systems. These changes do not merely reduce yield; they change the statistical shape of the productive environment — and they do so on a timescale that is shorter than the conventional breeding cycle.

A breeding cycle for a new stress-tolerance trait stack using conventional marker-assisted selection takes eight to twelve years. The climate envelope those varieties enter upon release will already be different from the one they were designed for. This mismatch between breeding cycle length and climate trajectory is one of the central structural problems that a τ crop-design twin would address.

2.2 Breeding pipeline bottlenecks are well understood but not yet solved

Multi-environment trials remain the gold standard for variety evaluation, but they are expensive, time-consuming, and only partially predictive of performance across the full range of locations and seasons a variety will face after release. Genomic selection has accelerated the genetic gain per cycle but has not fundamentally changed the dependency on empirical phenotyping to anchor models. Causal prediction of which trait combinations will perform under which specific weather shapes remains weak.

The result is a system with high throughput of candidate lines but limited ability to pre-filter the candidate space with mechanistic precision. Breeders know what they want — a heat- and drought-fit ideotype for a specific agro-ecological corridor — but the path from that target to a specific gene configuration and trait stack still runs heavily through empirical screens.

2.3 The GMO and CRISPR regulatory landscape is evolving, creating both opportunity and risk

Regulatory frameworks for genetically modified and gene-edited crops vary sharply across countries. Some jurisdictions now explicitly distinguish between CRISPR-mediated edits that do not introduce

foreign DNA and classical GMO transgenesis, with less stringent pathways for the former. USDA's existing biosafety framework for biotechnology acknowledges climate adaptation as a public-interest rationale. Argentina and Brazil have approved drought-tolerant wheat. The European Union is reviewing its regulatory framework for new genomic techniques.

This regulatory evolution creates an opportunity: more targeted, mechanistically justified gene edits — the kind τ would enable — may face more tractable regulatory pathways than broad transgenic constructs. A transparent causal chain from climate regime to physiological rationale to specific regulatory-DNA target is exactly the kind of scientific dossier that makes a regulatory argument legible.

2.4 Plant biodiversity is under pressure, and underused diversity is an urgent resource

FAO's 2025 assessment, drawing on submissions from 128 countries and contributions from more than 1,600 experts, finds that progress in conservation of plant genetic resources has been real but uneven, and that technological advances in biology and informatics have not been adequately harnessed in most countries. The same assessment documents that more than 40% of all taxa surveyed are no longer present in at least one area of previous cultivation or natural occurrence — a figure that captures both the breadth of diversity under threat and the urgency of decisions about where scarce conservation and pre-breeding resources should go.

Crop wild relatives and wild food plants carry traits for heat tolerance, drought tolerance, salinity tolerance, resistance to new disease strains, and nutritional quality that elite breeding lines have often lost. Making better use of that reservoir before further losses occur is both a scientific opportunity and a time-sensitive conservation imperative.

3 Scope and Reader Orientation

3.1 Where this paper sits in the agriculture portfolio

This is Paper 5 of 5 in the Panta Rhei Agriculture Portfolio. Papers 1 through 4 address the operational stack: agro-weather advisory (Paper 1), irrigation and water productivity (Paper 2), pest and disease warning (Paper 3), and seasonal anticipatory food-system resilience (Paper 4). Those papers establish the farm-operations and food-system context and address what can be achieved by managing existing crops better.

Paper 5 addresses a deeper and longer-horizon question: what happens when τ is used not only to manage crops better, but to **design better crops for the climates, management regimes, and delivery contexts they will actually face?**

3.2 Primary audiences

This paper is written for CGIAR centers and national agricultural research and extension systems (NARES); ministries of agriculture; public plant-breeding programs; seed-system actors; plant-genetics and crop-physiology research groups; photosynthesis-engineering teams; agricultural-biotechnology regulators; philanthropies; and development banks and public-interest funders.

3.3 What this paper does not cover

This paper does not cover the operational agronomy, irrigation, pest management, or seasonal food-system applications addressed in Papers 1–4. It also does not develop the economics of food

commodity markets, post-harvest logistics, or trade policy. It is focused on the crop-biology, breeding, photosynthesis, and gene-design layer: the biology of the crop itself, and the pipeline by which better crops reach farmers.

4 The Opportunity Baseline

4.1 673 million people facing hunger in 2024

FAO's 2025 food-security update — the State of Food Security and Nutrition in the World (SOFI 2025) — reports that approximately 673 million people faced hunger in 2024. While the global headline showed a modest improvement from 2023, hunger rose in Africa and parts of western Asia. This is not a distant or abstract number. It is the population for whom improvements in crop performance at the smallholder scale translate directly into caloric security and nutritional adequacy.

4.2 CGIAR's own modeling: 0.5% productivity gain = 29% hunger reduction

CGIAR's Breeding for Tomorrow program documentation makes the quantitative link explicit. An additional 0.5 percentage-point annual increase in crop productivity — applied through climate-resilient, market-preferred varieties for smallholder farmers — is estimated to reduce chronic hunger by 29%, reduce hidden hunger by 21%, and generate USD 182 billion in economic surplus over the next decade. This is not a τ forecast; it is CGIAR's own published estimate of what its Breeding for Tomorrow program could achieve if it meets its targets.

This baseline matters for τ because it quantifies the scale of the opportunity that a technical accelerator could contribute to. Even a 5–10% contribution to that acceleration — by shortening breeding cycles, narrowing candidate spaces, or better matching varieties to local climate envelopes — implies a very large implied public-good return.

4.3 RIPE's 24.5% yield gain: photosynthesis engineering in the field

The RIPE program (Realizing Increased Photosynthetic Efficiency), a collaborative effort led by the University of Illinois and funded in part by the Bill & Melinda Gates Foundation, published field-trial results in 2022 showing that a mechanistically targeted improvement to photoprotection recovery raised soybean seed yield by an average of 24.5% across five transformation events, with increases of up to 33%. Seed protein and oil content were unchanged. This was the first demonstration that bioengineering photosynthesis could increase yield in a food crop under full field conditions.

The 2024 RIPE pipeline reinforces the conclusion: a 30% increase in tuber mass in potato under heatwave conditions from a photorespiratory bypass; CRISPR/Cas9 upregulation of photosynthetic activity in rice via regulatory DNA; and mechanistic crop-growth models linking enzyme-level photosynthesis to season-level yield. Photosynthesis engineering is no longer a proof-of-concept; it is an active production strategy with documented field-level results.

4.4 Plant genetic diversity under threat: 40% taxa losses

FAO's 2025 global assessment of plant genetic resources documents that more than 40% of all taxa surveyed are no longer present in at least one area of previous cultivation or natural occurrence. This covers crop species, crop wild relatives, and wild food plants. The global seed market grew from USD 36 billion in 2007 to more than USD 50 billion in 2020, reflecting both the scale of the commercial seed sector and the degree to which elite genetics have come to dominate production landscapes at the expense of traditional variety diversity.

The same FAO assessment notes that technological advances in biology and genomic informatics have not been adequately harnessed in most countries for the purpose of prioritizing conservation and pre-breeding effort. This underutilization of available technology in the face of documented diversity loss is a gap that a τ germplasm prioritization tool could address.

5 Working τ Assumptions

This paper depends on a stronger and more biologically ambitious assumption set than the earlier agriculture papers. The reader should treat all claims in Sections 5 through 14 as conditional on the following assumptions holding to a sufficient degree of practical fidelity. These assumptions are planning premises, not established scientific conclusions. They are stated explicitly so that any disagreement with the conclusions of this paper can be traced back to disagreement with specific premises rather than to an unexamined black box.

5.1 A law-faithful genotype–environment–management twin

Assume τ can represent, at usable coarse grain and with bounded error, how genotype, local weather and climate structure, soil and water conditions, management choices, and physiological state interact through the season to produce growth, stress responses, quality, and yield. This is a stronger claim than that of a data-driven or correlation-based crop model. It is a claim that the biological substrate itself has a discrete, explicit, constructive categorical structure that τ can mirror faithfully.

5.2 Weather-tailored trait expression maps

Assume τ can map climate and weather regimes — not just annual mean temperature and precipitation, but timing structure, variability, heat-wave shape, humidity sequences, flood pulse duration, salinity windows, fluctuating light regimes, and wind and evaporation patterns — to expected phenotype expression and stress outcomes with bounded error. This assumption underlies the shift described in Section 5 from broad “climate-resilient” product labels to specific local climate product profiles.

5.3 Finite-search causal narrowing of trait and gene candidates

Assume τ narrows trait and gene candidates not merely by statistical scoring but through explicit causal structure, so that the search space is smaller, more auditable, and less dependent on brute-force trialing. Under this assumption, trait stacks are not assembled through a largely empirical combinatorial hunt; they are generated through a finite, structured search over a law-constrained design space. This assumption requires that the causal chain from weather regime to physiological stress pathway to genetic target can be traced and made transparent.

5.4 A mechanistic photosynthesis-to-yield bridge

Assume τ can carry the chain from molecular or regulatory intervention, to leaf- and canopy-level photosynthetic performance, to water and nutrient interaction, to seasonal biomass allocation, to quality and yield, with bounded error and explicit coarse-graining. This is the bridge that RIPE and related crop-physics programs are building empirically, crop-model by crop-model. Under the τ assumption, that bridge exists as a consequence of the framework’s categorical structure rather than requiring separate model construction for each crop.

5.5 Delivery-fit biology by design

Assume τ can keep product design tied to deployment conditions — including farmer preferences, market traits, seed-system realities, mechanization fit, shelf-life and processing requirements, and local risk patterns — as binding constraints on the design problem, not afterthoughts. This assumption is necessary for the delivery equity claims in Sections 11 and 12.

Caveat summary: These five assumptions collectively represent the strongest biological claim set in the agriculture portfolio. The τ crop-design application is not merely a forecasting or decision-support tool; it is a claim about the mathematical structure of biological systems. Partial validation of any of these assumptions would still be valuable. Even a τ system that satisfies only assumptions 4.1 and 4.2 — a bounded-error $G \times E \times M$ twin with weather-tailored trait maps — would represent a significant advance over current practice in international crop improvement.

6 What Changes with a Law-Faithful Twin

6.1 From stress labels to climate product profiles

Today, product descriptors in public breeding programs remain largely categorical: drought tolerant, heat tolerant, early maturing, salinity tolerant, submergence tolerant. These labels encode a great deal of biological work, but they are coarse. A variety described as “drought tolerant” may perform well under terminal drought and poorly under intermittent mid-season stress, or vice versa. A variety described as “heat tolerant” may buffer well against moderate sustained heat but fail under brief reproductive-phase heat spikes.

Under τ , those categorical labels would be replaced by **climate product profiles** that specify: tolerant to which drought shape, at which growth stage, under which soil-water profile; optimized for which light fluctuation pattern; fit for which rainfall onset uncertainty; compatible with which farm management constraints. This specificity is not cosmetic. It determines whether a variety will actually perform under the real weather conditions farmers in a specific location will experience over its deployment lifetime.

6.2 From empirical breeding cycle to bounded candidate narrowing

Classical breeding and biotechnology will remain empirical in the end — field trials still matter and will continue to matter. But the candidate space entering those trials could shrink dramatically. Under the τ assumption, instead of advancing hundreds of candidate lines through multiple generations of multi-environment trials to discover which ones hold up, breeding programs could advance dozens of candidates pre-filtered by mechanistic physiological and climate logic.

The practical consequences are significant: fewer dead-end crosses or edits; better prioritization of limited trial-site capacity and budget; faster recycling of learning from one cycle into the next; and more trial budget available for genuinely novel exploratory work rather than routine elimination of non-viable candidates.

6.3 From isolated trait work to coherent ideotype design

Current breeding programs often work on traits in relative isolation — improving photoprotection recovery, or root architecture, or nitrogen-use efficiency — and then attempt to combine favorable alleles in elite backgrounds. Under τ , the question is not “which single trait helps under this stress?” but “what **stack** of traits forms a coherent ideotype under this climate, management, and market regime?”

That stack could combine root depth and hydraulic control; flowering time and circadian synchrony; heat-shock buffering capacity; canopy architecture for light interception; photoprotection and photosynthetic recovery rate; nitrogen and phosphorus partitioning; grain filling rate; quality and nutritional composition; and seed-system fit for the local variety distribution system. The novelty is not the individual traits; it is the mechanistic, climate-grounded design of the combination.

6.4 From gene editing as empirical tool to gene editing as design layer

The current official direction already shows gene editing moving into faster crop improvement — USDA’s diverse-crops CRISPR workflow, RIPE’s rice CRISPR result, Inari’s multiplex seed editing. Under τ , targeted gene editing would become less a matter of testing many plausible targets in sequence and more a matter of executing a narrower, mechanistically justified design path. The causal chain from climate regime to physiological pathway to specific regulatory-DNA target would be traceable, auditable, and legible to regulators.

This matters not only for scientific efficiency but for regulatory navigability. An editing dossier that can present an explicit causal argument from climate stress shape to physiological rationale to specific genetic intervention is more tractable in most regulatory frameworks than a broad correlation-based screening result.

6.5 From breeding output to delivery-fit innovation by design

Because τ retains, under its assumptions, the link to weather, management, and local seed-system conditions throughout the design process, the question “will this variety matter in the world?” can be addressed much earlier in the pipeline. Delivery fit — will this crop be adopted by the farmers it is intended to serve, including women and small-scale operators with limited access to formal seed systems — enters as a binding design constraint rather than a final evaluation criterion.

7 Competitive and Incumbent Landscape

The crop-improvement and crop-design tool landscape is active and well-resourced. Positioning τ correctly requires understanding what each incumbent platform does well, where its limits lie, and how τ would differ.

7.1 CGIAR Excellence in Agronomy (EiA)

CGIAR’s Excellence in Agronomy initiative is a multi-country, multi-crop program focused on genotype \times environment \times management ($G \times E \times M$) interaction and spatially targeted crop management. EiA uses digital agronomy methods — including machine learning, remote sensing, and agronomic data platforms — to identify tailored management recommendations for specific farm and field contexts across sub-Saharan Africa and South Asia.

EiA is strong on practical $G \times E \times M$ analysis at scale, spatially explicit recommendation generation, and farmer-facing implementation through national extension systems. Its data infrastructure and institutional reach represent years of investment that τ would need to interface with, not duplicate.

Where EiA is limited: EiA’s $G \times E \times M$ modeling is primarily data-driven and correlation-based rather than mechanistic and causal. It identifies what combinations of genotype, environment, and management are associated with better outcomes from observational and trial data. It is not a forward causal design tool that can predict, from first principles, which trait combinations will perform well under a specific future climate shape that may not yet be well represented in the

existing trial record. τ , under its assumptions, would add that forward causal and mechanistic capacity.

7.2 CIMMYT Digital Phenotyping

CIMMYT operates a high-throughput digital phenotyping pipeline that combines LiDAR, drone-based imaging, and machine learning to accelerate the observation step of the breeding process. This pipeline dramatically increases the number of plots that can be phenotyped per breeding cycle and the speed at which genomic-selection models can be trained and updated.

CIMMYT's digital phenotyping is strong on throughput and on narrowing the gap between genotyping and phenotyping speed. It is less strong on the causal mechanistic link from gene to yield under specific weather regimes. It accelerates the empirical screening step but does not fundamentally change the dependency on that screening. Under τ , the mechanistic causal layer would operate upstream of the phenotyping pipeline, reducing the number of candidates that need to enter it rather than speeding up the observation of all candidates.

7.3 Inari Agriculture

Inari Agriculture is a US-based biotechnology company commercializing CRISPR-based multiplex gene editing for seed traits, with current focus on corn and soybean. Inari's platform — the SEEDesign system — enables simultaneous edits at multiple genetic loci, pursuing trait improvements in yield, resource efficiency, and climate adaptation.

Inari is strong on editing capability and on the industrial-scale seed production pipeline required to bring gene-edited varieties to commercial markets. Where Inari is limited for the public-good context addressed in this paper: Inari's commercial focus is on large-scale commodity crop systems in developed-country markets. Its trait-prediction capability is not publicly described as a weather-tailored or climate-envelope-specific forward design tool. τ , under its assumptions, would provide the climate-specific mechanistic rationale for which edits to make in which crop systems for which deployment environments — applicable to smallholder-relevant public-good crops such as sorghum, cowpea, and peanut that are not Inari's commercial priority.

7.4 Unfold AI

Unfold AI is a seed-trait optimization company focused on vertical farming and controlled-environment agriculture. Its platform uses machine learning to identify variety and trait combinations optimized for controlled growing environments.

Unfold AI is not a field-scale or smallholder tool. Its competitive position is in the high-value indoor agriculture segment. It is not a competitor in the public-good crop improvement space and is not a benchmark for τ 's primary applications. It is noted here to clarify the landscape: the AI-for-seeds space is broader than field crops, and τ 's target application is fundamentally different from controlled-environment optimization.

7.5 RIPE (Realizing Increased Photosynthetic Efficiency)

RIPE, led by the University of Illinois Carl R. Woese Institute for Genomic Biology and funded by the Bill & Melinda Gates Foundation, is the most advanced public-domain photosynthesis-engineering program in the world. RIPE's field-validated soybean results (24.5% average yield gain), potato heatwave results (30% tuber mass increase), and rice CRISPR regulatory DNA work represent the current empirical frontier.

RIPE is the benchmark that τ must meet and extend. RIPE's approach is primarily empirical and molecular: identify specific photosynthetic bottlenecks, engineer targeted improvements, test in controlled conditions, validate in field conditions. RIPE has produced and is producing crop-growth models that link enzyme-level activity to yield. Where RIPE's current approach is limited: each crop system requires its own modeling effort, and the link from specific local weather shapes (heat-wave timing, drought co-occurrence, cloud cover variability) to expected photosynthetic gain under those conditions is not derived from a general physical framework but must be empirically estimated or modeled separately for each scenario. τ , under its assumptions, would provide that general framework, enabling RIPE-style interventions to be evaluated and prioritized across a far wider range of crop species, climate regimes, and seasonal configurations than is currently tractable.

7.6 Phenome Networks and CGIAR/IRRI/CIMMYT Genebanks

The CGIAR genebank system — including IRRI's International Rice Genebank, CIMMYT's wheat and maize collections, the International Potato Center's tuber collections, and others — holds the world's largest publicly accessible collection of crop diversity. Associated genomic informatics platforms (including the Genesys global portal and crop-specific databases) provide sequence data, passport information, and limited phenotypic data for millions of accessions.

These genebanks are invaluable and irreplaceable. They provide the raw biological material on which any crop improvement program depends. Where they are limited: the predictive capacity for climate-matching — for identifying which accession is likely to carry the adaptive trait most valuable for a specific future climate — is not well developed. Most genebank genomic informatics supports diversity characterization and population structure analysis rather than forward climate-adaptive trait prediction. τ , under its assumptions, would add that predictive dimension: not merely what diversity exists, but which parts of that diversity are most likely to matter for which future climate envelopes and agro-ecological zones.

8 Structured Opportunity Map

8.1 Climate-resilient product design and varietal targeting

This is the broadest and most immediately actionable opportunity. The shift is from generic “improved varieties” that meet average performance criteria to **climate product profiles** — varieties designed for specific local climate envelopes, management realities, and market requirements.

Concrete product-design applications include: heat- and drought-fit ideotypes for semi-arid cereal and legume systems (sorghum, millet, cowpea, chickpea) in the Sahel and semi-arid South Asia; flood and salinity tolerance packages for lowland rice systems in Bangladesh, eastern India, and coastal Vietnam; shelf-life and stress-tolerance co-optimization for perishable crops (tomato, leafy vegetables) in peri-urban supply chains; weather-tailored maturity profiles for systems with high planting-window uncertainty; and mechanization- and labor-constraint-compatible plant architectures for systems where mechanization is expanding but not yet complete.

Each of these sits directly inside the product-targeting logic that CGIAR's Breeding for Tomorrow program is now formalizing through market intelligence, product profiles, and accelerated breeding pipelines. τ would add mechanistic climate specificity to that targeting process.

8.2 Photosynthesis and canopy engineering

RIPE's results have established that photosynthesis engineering is a real production strategy. The τ opportunity is to extend RIPE-style interventions across a wider range of crops, geographies, and

seasonal configurations by providing the mechanistic season-level framework that currently requires crop-specific modeling.

Key areas: photoprotection recovery rate for crops grown in highly variable, partially cloudy light environments (a common condition in humid tropical systems where RIPE-style gains may differ from temperate soybean results); photorespiratory bypasses under the elevated-temperature and CO₂ conditions projected for 2040–2060 in key growing regions; mesophyll-conductance optimization in water-limited systems where stomatal behavior interacts with photosynthetic capacity; canopy architecture redesign for improved light distribution in high-density planting systems; and resource reallocation from structural components toward yield or nutritional quality in varieties where existing allocation is suboptimal.

The key τ contribution here is bridging from the molecular or regulatory intervention to the season-level outcome under specific local weather conditions — the step that RIPE currently constructs empirically through crop-growth modeling for each crop individually.

8.3 Root architecture, phenology, and circadian timing

USDA ARS's current research direction on circadian-clock modification for climate-buffered crops introduces a dimension of crop design that existing tools handle poorly: the temporal synchrony of crop developmental processes with local weather sequences. A variety that flowers two days too early relative to the local onset of cool post-monsoon weather may suffer substantially reduced grain fill. A variety whose circadian clock is miscalibrated for the latitude at which it is deployed may show yield penalties that are not captured by conventional $G \times E \times M$ analysis.

τ -guided applications: design of broader-window or all-season crop types with reduced photoperiod sensitivity; reduction of sensitivity to erratic planting dates caused by rainfall onset variability; stronger buffering against day–night thermal volatility; and better alignment between reproductive developmental phases and the local weather windows that favor grain filling, tuber development, or pod set. These applications connect directly to the wider-planting-window requirements that smallholder farmers face in systems with high rainfall onset uncertainty.

8.4 Targeted gene editing and regulatory DNA design

The USDA NAL diverse-crops CRISPR workflow project, RIPE's rice regulatory-DNA editing result, and USDA's drought-tolerant crop approvals collectively signal that operational gene-editing pipelines for climate adaptation are a near-term priority, not a distant prospect.

τ -guided gene editing would operate as follows: given a target climate regime and a set of physiological bottlenecks identified through the τ $G \times E \times M$ twin, the framework narrows the candidate gene and regulatory target space to those whose modification is causally predicted to improve performance under that specific climate shape. This produces a smaller, more mechanistically justified candidate list than empirical screening; a stronger scientific dossier for regulatory review; better multi-trait stack design (because the interactions between edits can be predicted within the τ framework rather than tested empirically); and more efficient translation across crop species that share common physiological pathways.

8.5 Biodiversity-aware germplasm prioritization

Given FAO's documented trajectory of diversity loss and the finite resources available for conservation and pre-breeding, a strategic prioritization tool for germplasm would have immediate practical value. τ , under its assumptions, could provide climate-adaptive germplasm scoring: for a given set of projected future climate envelopes in a target region, which genebank accessions are most likely to

carry alleles of adaptive value?

This application does not require the full strength of the τ biological assumption set. Even a weather-tailored environmental matching tool — identifying which accessions are from environments climatically similar to the projected future conditions in a target deployment region — would represent a significant improvement over current practice. The full τ assumption would add mechanistic prediction of which physiological pathways are likely to be most constrained under the target climate shape, and therefore which trait reservoirs to prioritize.

8.6 Inclusive delivery, varietal turnover, and seed-system fit

A crop only matters when it gets into fields and stays there because farmers choose it. CGIAR's Inclusive Delivery documentation makes this unambiguous: quality seed reaching women and marginalized groups is not a secondary concern; it is integral to whether the intervention works at all.

τ -guided delivery fit would embed seed-system and user-fit constraints in the product design process rather than applying them as post-hoc filters. This means: flagging candidate varieties whose trait profiles require management practices or inputs that are not realistically available in target communities; prioritizing varieties with superior consumer-acceptance traits (grain texture, cooking quality, shelf life, local taste preferences) alongside yield and stress performance; and identifying which seed-distribution channels can realistically deliver improved varieties to specific communities within the breeding program's time horizon.

9 Geographic Case Studies

9.1 Case Study 1: CGIAR IRRI Stress-Tolerance Breeding — Sub1 Rice and Beyond

Context and program background. The International Rice Research Institute's development of Sub1 submergence-tolerant rice represents one of the most successful examples of stress-tolerance introgression in the history of international crop improvement. The Sub1A gene, initially identified in a traditional indica rice landrace from eastern India, was introgressed into popular high-yielding backgrounds using marker-assisted backcrossing and released starting in 2009. Sub1 varieties can survive two weeks of complete submergence without yield loss, whereas non-Sub1 varieties typically suffer complete crop failure under the same conditions.

Scale and demonstrated impact. By 2014, approximately six million farmers across Bangladesh, India, Nepal, and the Philippines had adopted Sub1 varieties. IRRI economic analyses estimated benefits of approximately USD 100 million per year in Asia from averted crop failure and yield stability. This represents one of the clearest documented cases of a single stress-tolerance gene delivering large-scale food-security impact through the formal public breeding system.

IRRI's subsequent STRASA (Stress-Tolerant Rice for Africa and South Asia) program extended stress-tolerance breeding to six countries, targeting drought, salinity, and flooding, and reached approximately four million farmers.

The current frontier problem. Breeding a new stress-tolerance trait stack for a new climate configuration or a new geography using conventional marker-assisted selection takes eight to twelve years. Multi-environment trials — the essential empirical tool for verifying that a candidate variety performs well across the range of environments it will encounter — are expensive and time-consuming. And they are only partially predictive: the environments covered in trials may not include the specific weather configurations — early-season drought followed by mid-season heat, or prolonged partial submergence combined with salinity intrusion in coastal deltas — that a variety will face over its deployment lifetime as climate patterns continue to shift.

τ -enabled change. Under the τ assumptions, a bounded-error $G \times E \times M$ twin of the rice physiological system would allow breeding programs to:

- Specify the target climate envelope not as a broad category (flood-tolerant, drought-tolerant) but as a structured climate product profile: which submergence duration and timing, which drought shape (early vs terminal), which salinity concentration and timing, which temperature co-stressor pattern.
- Narrow candidate trait stacks from hundreds of possible combinations to dozens of mechanistically predicted high-priority combinations before they enter multi-environment trials, potentially reducing trial burden by 30–50%.
- Identify which specific physiological pathways are most constrained under each local stress configuration, providing mechanistic guidance for both conventional introgression and CRISPR-mediated editing targets.
- Accelerate the breeding cycle by two to four years by reducing the exploratory phase of multi-environment evaluation.
- Identify which agro-climate zones in sub-Saharan Africa, where STRASA is active, are climatically most similar to the Asian environments where Sub1 was validated — and which differ enough that new trait stack configurations are needed.

A conservative planning inference: if τ -guided candidate narrowing reduced the number of candidate lines advancing through full multi-environment evaluation by 40% while maintaining the same final variety quality, and if this reduced the effective breeding cycle by two years, the public-good value — measured as earlier delivery of climate-fit varieties to the approximately four million farmers in the STRASA target population — would be substantial.

Reference organizations: IRRI, CGIAR, USAID Feed the Future, DFID, Bill & Melinda Gates Foundation.

9.2 Case Study 2: HarvestPlus Biofortification — Orange Sweet Potato and Iron Beans

Context and program background. HarvestPlus, a program of the International Food Policy Research Institute (IFPRI) operating within the CGIAR system, develops and promotes biofortified crops with higher levels of essential micronutrients — including pro-vitamin A, iron, and zinc — bred or engineered directly into the food crop. Flagship products include orange-fleshed sweet potato (pro-vitamin A), iron beans, zinc rice, and iron pearl millet.

Scale and demonstrated impact. As of 2023, HarvestPlus estimates that more than 50 million people across more than 30 countries are consuming biofortified crops. The orange-fleshed sweet potato program alone reached approximately 2.5 million households in sub-Saharan Africa. An independent health-benefits analysis estimated that HarvestPlus programs generated more than USD 3 billion in health benefits over 2003–2018, with a cost-per-disability-adjusted-life-year averted of approximately USD 0.51 — placing biofortification among the most cost-effective nutritional interventions available.

The current frontier problem. Biofortification is a multi-objective breeding problem. A successful biofortified variety must simultaneously satisfy: sufficiently high micronutrient content (meeting target levels that provide nutritional benefit at typical consumption rates); competitive yield and agronomic performance under the range of farm environments it will encounter; consumer acceptance (sensory properties, cooking behavior, storage quality); market compatibility; and stability of micronutrient expression across diverse soil and climate conditions.

This multi-objective design problem is especially difficult because $G \times E$ interaction for nutrient expression — the degree to which pro-vitamin A content, iron concentration, or zinc levels in a grain or tuber are sensitive to weather, soil, and management — is poorly predicted by current crop models. A biofortified variety that performs well in field trials at CGIAR research stations

may express lower micronutrient levels under the hotter, drier, or more variable conditions that smallholder farmers actually face. The current breeding cycle for a new biofortified variety takes eight to twelve years, with limited mechanistic guidance on which trait combinations will deliver nutritional targets stably across environments.

τ -enabled change. Under the τ assumptions, a multi-objective ideotype design tool would allow HarvestPlus to:

- Specify the full product design problem within a single τ framework: yield \times nutrition \times stress tolerance \times consumer preference \times seed-system fit, with all interactions expressed through weather-tailored G \times E \times M logic rather than evaluated separately.
- Predict how micronutrient expression varies across the range of weather and soil conditions in the target deployment region, identifying the candidates most likely to sustain nutritional targets under real-world variability.
- Prioritize candidate materials for field evaluation based on predicted performance across the realistic distribution of farm weather and management conditions rather than average-environment performance.
- Identify which specific physiological pathways govern pro-vitamin A accumulation under heat and drought conditions, providing mechanistic guidance for editing targets to stabilize nutritional expression under climate stress.
- Reduce the breeding cycle through earlier, mechanistically guided candidate filtering, potentially delivering improved biofortified varieties two to four years sooner to the approximately 50 million people already in the HarvestPlus consumer base.

A conservative planning inference: if τ -guided multi-objective optimization reduced the cost and time required to develop a new biofortified variety by 30%, and if those savings were reinvested in extending biofortification to additional crops or geographies, the incremental health benefits could run into hundreds of millions of dollars over a decade — a substantial multiplier on the current USD 0.51 per DALY cost-effectiveness baseline.

Reference organizations: HarvestPlus/IFPRI, CGIAR, Bill & Melinda Gates Foundation, USAID Feed the Future.

9.3 Case Study 3: CIMMYT Drought-Tolerant Maize for Africa (DTMA)

Context and program background. The CIMMYT-IITA Drought Tolerant Maize for Africa program, active from 2007 to 2018 and continuing in subsequent phases, developed and released more than 200 improved drought-tolerant maize varieties across 13 sub-Saharan African countries. The program combined conventional and marker-assisted breeding, multi-environment testing, and active seed-system partnership to achieve variety delivery at scale.

Scale and demonstrated impact. By 2018, approximately 3.2 million households had adopted DTMA varieties. Under drought conditions — representing a significant fraction of growing seasons in the target countries — yield advantages over local varieties ranged from 0.5 to 1.0 metric tons per hectare. An IFPRI/CIMMYT economic analysis estimated net economic benefits of USD 1.3 to 1.7 billion over the period 2007 to 2027.

τ -enabled change. Climate-tailored drought phenotype profiles would allow differentiation of terminal drought (rain ceases before grain fill) vs intermittent mid-season stress vs early-season establishment stress vs combined heat-drought co-occurrence at pollination — each requiring a different physiological response profile and therefore a different trait stack configuration. Better multi-trait stack optimization for specific agro-climate corridors — including interactions between drought tolerance, heat tolerance at pollination, nitrogen-use efficiency, and grain filling rate — would replace the current approach of testing broad “drought tolerance” labels across heterogeneous environments.

10 Finance, ROI, and Climate-Finance Eligibility

10.1 The existing funding landscape

The international crop-improvement funding environment is large, stable, and explicitly aligned with the problems τ addresses.

CGIAR Trust Fund disburses approximately USD 900 million per year from donor governments and foundations to CGIAR centers and programs worldwide. Breeding for Tomorrow is a CGIAR flagship science program for 2025–2030 with dedicated funding commitments. τ would integrate as a technical accelerator layer within the existing CGIAR breeding infrastructure — a computational platform serving multiple CGIAR crop programs rather than a separate breeding organization.

Bill & Melinda Gates Foundation committed more than USD 800 million to agricultural development programs in 2024. The Gates Foundation funds the RIPE program, HarvestPlus, CIMMYT’s drought-tolerant maize work, IRRI’s STRASA program, and numerous CGIAR core activities. The Gates Foundation’s portfolio demonstrates both strategic alignment with the problems τ addresses and a track record of funding computational and technical innovation within public-good crop improvement.

USAID Feed the Future allocates approximately USD 1 billion per year to agricultural development, with major investments flowing to CGIAR centers, CIMMYT, IRRI, and HarvestPlus. Feed the Future’s country portfolios in Bangladesh, Ethiopia, Ghana, Kenya, Malawi, Mali, Nepal, Niger, Nigeria, Senegal, Tanzania, Uganda, and Zambia represent a natural geographic footprint for τ pilot deployment through existing CGIAR partnerships.

Private biotech and climate finance (Breakthrough Energy, Inari Agriculture scale, climate-adaptation philanthropy) represents an additional pathway specifically for the photosynthesis engineering and gene-editing applications. These pathways are separate from the public-good CGIAR track and may involve different IP arrangements.

10.2 Cost scenarios

Scenario 1 — τ as computational accelerator integrated into existing CGIAR breeding pipelines: USD 5–15 million per year for a three-to-five year pilot, testing candidate-space narrowing and $G \times E \times M$ prediction against two crop systems (rice and maize as initial candidates, given the depth of available multi-environment trial data). This is analogous in scale to a major bioinformatics or computational genomics initiative within the existing CGIAR system.

Scenario 2 — Full τ crop-design platform serving five CGIAR crop programs plus three national programs: USD 30–80 million over ten years. This is analogous to the computational infrastructure investment of a new CGIAR regional centre, and compares favorably with the infrastructure cost of a single large multi-environment trial network.

10.3 Return-on-investment reasoning

CGIAR’s own published modeling says that USD 1 invested in crop improvement returns USD 6–10 in net economic benefits over 20 years. The USD 182 billion economic surplus estimate from a 0.5 percentage-point annual productivity gain provides a baseline for scaling. If τ contributes 5–10% of the acceleration toward that target — by shortening breeding cycles, narrowing candidate spaces, and better matching varieties to local climate envelopes — the implied contribution is approximately USD 9–18 billion in economic surplus over a decade. This is a rough planning inference, not an official forecast, and it depends on the τ assumptions holding to a sufficient degree of practical fidelity.

Against the Scenario 1 cost of USD 5–15 million per year, even a 1% contribution to CGIAR’s upside estimate would imply a benefit-to-cost ratio in the range of 60:1 to 180:1 — consistent with the established economic returns to public investment in international crop improvement.

10.4 Climate-finance eligibility

τ crop-design applications are eligible for climate-adaptation finance under multiple frameworks:

- **Green Climate Fund (GCF):** Agricultural adaptation is a core GCF mandate; breeding for climate-resilient varieties is explicitly eligible.
- **Global Environment Facility (GEF):** GEF’s food security and climate-smart agriculture focal area covers both crop improvement and genetic diversity conservation — both direct τ application areas.
- **Climate adaptation philanthropy:** Many major foundations now treat crop improvement for climate adaptation as an explicit funding priority rather than a general agricultural development activity.
- **CGIAR’s own climate finance integration:** CGIAR receives a significant and growing proportion of its funding from donors explicitly targeting climate-smart agriculture.

10.5 IP and open-access considerations

CGIAR operates under an open-access data and research policy. The Bill & Melinda Gates Foundation requires open access for funded research. These requirements are binding on any τ partnership operating within the CGIAR system and should be treated as a design constraint, not a negotiable parameter. τ ’s computational tools and models applied to public-good crop systems — particularly orphan crops, subsistence crops, and climate-adaptation applications for smallholder farmers — should be committed to open-access licensing.

This creates a clear contrast with the Inari/private-biotech model, which operates under commercial IP protection. The distinction matters for institutional credibility within the CGIAR system and for the Gate Foundation’s funding eligibility requirements. τ should plan from the outset for an open-access tier covering public-good crop applications, with any commercial licensing confined to high-value-commodity applications where IP is both acceptable and expected by industry partners.

11 Evidence and Translation Ladder

11.1 Phase 1 — Benchmark and validate (Years 1–2)

The first deployment phase is benchmarking, not grand deployment. The objective is to demonstrate that τ G×E×M prediction quality matches or exceeds existing best-in-class approaches on held-out multi-environment trial data from existing crop programs.

Target crops: Soybean (RIPE lineage, photosynthesis focus); rice (IRRI/STRASA salinity/flood-/heat focus); drought-tolerant maize (CIMMYT DTMA lineage); sorghum or cowpea (dryland smallholder systems, CRISPR workflow relevance); peanut (underrepresented in digital tools, strong livelihood value in West Africa and South Asia).

KPIs for Phase 1: G×E×M prediction accuracy on held-out multi-environment trial data (target: equal to or better than current genomic prediction baselines); weather-shape sensitivity — does the model discriminate between terminal drought and intermittent drought, or between heat-wave timing patterns, in ways that predict observed performance differences? Peer review of at least two benchmark publications.

Institutional target: Signed data-sharing and validation agreements with at least two CGIAR centers.

11.2 Phase 2 — Pilot candidate narrowing (Years 2–4)

Apply τ to an active breeding pipeline — generating predicted-high-value candidate lists for multi-environment trial advancement — and measure the hit rate of τ -suggested candidates against the empirical selection baseline.

KPIs for Phase 2: Reduction in the fraction of candidates advancing to full multi-environment evaluation (target: 30–50% reduction without reducing final variety quality); candidate trial hit rate (fraction of τ -selected candidates meeting performance thresholds); number of breeding-cycle years saved in pilot program.

Institutional target: At least one CGIAR crop program using τ candidate lists as a supplementary selection criterion in an active breeding cycle.

11.3 Phase 3 — Climate product profile generation and delivery integration (Years 4–7)

Expand from candidate narrowing to full climate product profile generation: using τ to specify the target ideotype for a defined agro-climate corridor, then guide the breeding process toward that target from the design stage.

KPIs for Phase 3: Number of varieties released using τ -guided product profiles; yield stability under target stress types vs comparator varieties; quality and nutritional outcomes in target environments; varietal adoption rate and gender-disaggregated seed access in pilot geographies.

Institutional target: At least one τ -guided variety entering official release trials in at least two countries within the CGIAR STRASA or DTMA footprint.

11.4 Phase 4 — Full photosynthesis and gene-editing integration (Years 7–10)

Extend τ from the breeding/selection layer to the photosynthesis engineering and gene-editing design layer: using the mechanistic $G \times E \times M$ twin to prioritize photosynthetic interventions and regulatory-DNA editing targets for specific climate-deployment scenarios.

KPIs for Phase 4: Number of gene-editing targets proposed, validated in controlled conditions, and advanced to field evaluation using τ -guided mechanistic rationale; yield-gain comparison between τ -guided edits and empirically screened edits on the same crop background; cost-per-validated-candidate comparison.

Institutional target: Formal research collaboration with RIPE or equivalent photosynthesis engineering program incorporating τ as a season-level modeling framework.

12 Stakeholder Map and Change Management

12.1 Primary decision-makers

CGIAR center directors and breeding program leaders are the most important near-term engagement targets. They control the multi-environment trial budgets, the breeding pipeline architectures, and the institutional relationships with national partners that determine whether a new computational tool gets integrated or sidelined. Engagement must be at the program level, not just at the research or bioinformatics level.

National agricultural research and extension system (NARES) leaders in target countries — particularly the rice, maize, and legume program directors in Bangladesh, Ethiopia, Ghana, India, Kenya, Nigeria, and Tanzania — are essential for variety release authority, extension reach, and long-term adoption. τ tools will only matter if they integrate with the national breeding and extension workflows that control which varieties reach farmers.

12.2 Technical and scientific community

Plant breeders and crop physiologists need to see τ as a tool that helps them do their job better, not as a replacement for their expertise. The framing must be: τ generates candidates for the breeder's evaluation, not conclusions that bypass the breeder's judgment. Credibility requires peer-reviewed benchmark publications before any operational pilot.

Photosynthesis and molecular biologists (RIPE-affiliated teams, USDA ARS crop-physiology groups, plant molecular biology departments) are natural collaborators for the Phase 4 gene-editing and photosynthesis applications. Early engagement should focus on co-development of benchmark comparisons rather than competitive positioning.

12.3 Funders and regulators

BMGF and USAID program officers in agricultural development need to understand τ as a technical accelerator within existing portfolios, not as a competing program. The most effective engagement strategy is through CGIAR center partnerships rather than direct pitching to funders.

Agricultural biotechnology regulators need to see the transparency of τ -guided gene-editing dossiers as a feature: an explicit causal chain from climate regime to physiological rationale to specific genetic intervention makes regulatory review more tractable in jurisdictions with science-based regulatory frameworks.

12.4 Change management considerations

The primary resistance risk is institutional: experienced breeders have high-functioning empirical workflows and limited appetite for tools that disrupt those workflows without demonstrated value. The change management strategy is therefore: validate first, propose integration second, never propose replacement. Phase 1 benchmarking against existing data — without asking any breeder to change anything — is the right entry point.

13 Gender, Equity, and Labor Dimensions

13.1 Women farmers' seed access and variety preferences

In many of the smallholder systems where τ -guided breeding would have the greatest impact, women are the primary crop managers for household food crops — including the legumes, root crops, and vegetables that carry the greatest nutritional importance. Women farmers are also the least well served by formal seed systems: they have lower purchasing power for certified seed, less access to extension services that provide variety information, and often less decision-making authority over variety choice within households.

This means that a τ crop-design program that optimizes purely for yield under average-male-farmer management conditions may systematically miss the constraints and preferences of women farmers. Design requirements that should be explicit: varieties adapted to lower-input management

systems, where women have less access to purchased inputs; varieties with improved household food characteristics (cooking quality, shelf life, processing ease) alongside yield; and delivery through community-based seed systems and women’s agricultural groups rather than exclusively through formal seed channels.

13.2 Nutritional quality for women and children

Micronutrient malnutrition — iron, zinc, vitamin A, folate deficiency — disproportionately affects women of reproductive age and children under five. Biofortified crops, of the kind developed by HarvestPlus, are one of the most direct crop-design interventions for nutritional equity. A τ multi-objective ideotype design tool that explicitly includes nutritional quality among its design dimensions would strengthen this pathway.

The specific nutrition-equity requirement: τ -guided biofortification design should treat micronutrient stability across climate and management conditions as a binding constraint, not a secondary metric, given that the women and children who benefit most from biofortified crops are often in the most climatically variable and resource-constrained farming environments.

13.3 IP, open access, and the smallholder farmer

The tension between commercial IP protection and smallholder access is acute in crop genetics. Varieties developed with public-good funding under open-access requirements can be freely saved, shared, and used as breeding material by national programs and farmers. Varieties developed under commercial IP are not available on those terms.

τ ’s open-access commitment for public-good crop applications is not merely a policy preference; it is a requirement for operating effectively within the CGIAR system and for maintaining the trust of the NARES partners and smallholder communities whose cooperation is essential for variety adoption. Where τ engages with commercial partners on high-value commodity crops, IP terms should be clearly separated from the public-good portfolio rather than creating ambiguity about availability.

14 Benchmark Suite and Success Metrics

14.1 Scientific prediction benchmarks

G×E×M prediction accuracy: Cross-validated prediction of variety performance across held-out multi-environment trial locations and seasons, compared against current genomic prediction and crop-model baselines. Specific targets: correlation of τ -predicted with observed yields across environments $r > 0.80$; G×E interaction decomposition that correctly identifies which environments are genuinely different and which are similar.

Weather-shape sensitivity: Does τ distinguish between terminal drought, intermittent mid-season stress, and combined heat-drought at flowering, in ways that predict observed performance differences across trial environments? Test: τ predictions on a held-out trial dataset stratified by drought type, compared to unstratified predictions.

Multi-trait stack coherence: Do τ -predicted high-value trait stacks outperform single-trait-optimized alternatives in field evaluation? Test: randomized comparison of τ -selected multi-trait candidates against empirically selected single-trait candidates in pilot breeding cycle.

Photosynthesis-to-yield chain quality: For photosynthesis engineering applications, does the τ molecular-to-season-level chain predict observed yield gain distributions across environments?

Benchmark: comparison with RIPE's existing empirical crop-growth models on shared soybean and rice datasets.

14.2 Applied crop-improvement benchmarks

Time from initial product profile specification to narrowed candidate set (target: 40–60% reduction vs current baseline cycle time to same stage); number of failed field candidates per successful variety (target: measurable reduction vs historical program averages); yield stability under target stress types compared to check varieties; water-use and nutrient-use efficiency under stress conditions.

14.3 Delivery and adoption benchmarks

Varietal turnover speed in pilot geographies: fraction of farmers using varieties released within the last 5 years (current baseline in many sub-Saharan African systems is below 30%); quality-seed uptake rate disaggregated by gender and farm size; geographic coverage of target agro-climate zones; farmer-reported fit to local conditions, management practices, and food-use requirements.

14.4 Photosynthesis-specific benchmarks

Canopy-level photosynthetic gain under realistic fluctuating-light conditions in the target deployment geography; temperature interaction profile under projected 2040 temperature envelopes; water-use-efficiency interaction; quality trade-offs (protein, oil, micronutrient content); and translation rate from controlled-condition results to full-season field-trial conditions.

15 Governance Guardrails

15.1 Farmer benefit must outrank technical elegance

A biologically elegant crop that farmers cannot access, afford, manage within their resource constraints, or find acceptable for household use is not a public-good success. Governance structures for τ crop-design programs must include farmer-preference and delivery-fit evaluation as mandatory checkpoints, not optional add-ons, at each phase transition in the deployment ladder.

15.2 Protect and broaden genetic diversity while using it

FAO's documented trajectory of diversity loss means that the right τ approach should strengthen rather than narrow the genetic base of crop improvement. τ -guided germplasm prioritization must explicitly flag when a breeding design recommendation would increase dependence on a narrow genetic base, and must include conservation value among its optimization criteria alongside climate-adaptive performance.

15.3 Avoid monoculture lock-in and fragile optimization

Climate-fit design must not collapse agricultural landscapes into single “best” products for each agro-ecological zone. Genetic diversity is itself a resilience mechanism: a portfolio of varieties with different genetic bases and different stress profiles provides insurance against novel pest and disease threats, unexpected climate configurations, and the inevitable failure of any single variety recommendation. τ -guided product portfolios should be evaluated for diversity of genetic base, not only for average performance.

15.4 Keep gene-editing decisions auditable and transparent

If τ is used to prioritize gene-editing targets, the causal chain from climate regime to physiological rationale to specific genetic intervention must be documented, reviewable, and legible to both the scientific community and regulatory bodies. Black-box AI-style recommendations without traceable scientific logic are not appropriate for gene-editing decisions in food crops.

15.5 Respect national regulatory frameworks, biosafety requirements, and food sovereignty

Crop improvement — and especially gene editing — operates within national and regional legal frameworks that vary significantly across jurisdictions. τ does not remove or simplify that regulatory diversity; it should help make the scientific basis for specific interventions more legible within national biosafety review processes. National and community sovereignty over variety adoption and food-system choices must be respected throughout.

15.6 Commit to open access for public-good applications

All τ tools, models, and computational outputs applied to public-good crop applications — orphan crops, subsistence crops, climate-adaptation programs for smallholder farmers — must be released under open-access terms. This is a non-negotiable requirement for operating within the CGIAR system, meeting BMGF grant conditions, and maintaining the institutional trust of NARES partners.

15.7 Biosafety evaluation must be prospective, not retrospective

Any τ -guided gene-editing program must commit to prospective biosafety evaluation — assessing potential unintended effects before release — rather than treating regulatory compliance as a post-hoc documentation exercise. This is both an ethical requirement and a practical one: regulatory problems late in a pipeline are far more costly than biosafety evaluation built into the design process from the beginning.

15.8 Avoid nutritional quality displacement

Yield optimization under stress must not trade off against nutritional quality in the varieties that reach smallholder households. τ -guided multi-objective ideotype design must treat nutritional quality as a binding constraint in all varieties destined for household food use, not a secondary optimization target.

16 SDG Mapping and Bottom Line

16.1 SDG alignment

SDG 2 — Zero Hunger: τ crop-design applications address SDG 2's core targets directly: increasing agricultural productivity for small-scale food producers; ensuring sustainable food production systems; and maintaining genetic diversity of seeds and cultivated plants. Every dimension of this paper — climate-resilient breeding, photosynthesis engineering, biofortification, germplasm prioritization, inclusive delivery — maps to SDG 2 target outcomes.

SDG 3 — Good Health and Well-Being: Biofortification applications, nutritional quality preservation, and reduction of dietary micronutrient deficiency through improved food crops connect

directly to SDG 3.4 (reduction of premature mortality from non-communicable diseases related to nutritional deficiency) and SDG 3.1/3.2 (maternal and child health). HarvestPlus's USD 0.51 per DALY averted benchmark illustrates the cost-effectiveness of this pathway.

SDG 15 — Life on Land: Biodiversity-aware germplasm prioritization and diversity-protective design guardrails connect to SDG 15.6 (ensuring fair and equitable sharing of benefits arising from genetic resources) and SDG 15.5 (urgent action to reduce the degradation of natural habitats and biodiversity loss). τ -guided conservation prioritization would help direct scarce resources toward the most climate-adaptive elements of the threatened diversity FAO has documented.

SDG 17 — Partnerships for the Goals: The deployment architecture described in this paper — τ as a technical accelerator integrated into CGIAR, NARES, USAID Feed the Future, and BMGF-funded programs — is explicitly a multi-stakeholder partnership model. Open-access commitments for public-good applications reinforce the SDG 17 principle of technology transfer to developing countries on concessional terms.

16.2 Bottom line

Paper 5 addresses the deepest and longest-horizon layer of the agricultural impact portfolio: not how to manage crops better under current weather, but how to design better crops for the climates, management realities, and delivery contexts they will actually face in the coming decades. The institutional demand is real, formalized, and well-resourced. The biological frontier is already moving in the direction τ would accelerate. The financial infrastructure for engagement is well-defined. The governance requirements are demanding but manageable.

The central value proposition is integration: τ would provide the mechanistic, season-level, climate-tailored bridge between molecular intervention and on-farm outcome that no existing platform supplies. Under the stated assumptions, that integration could contribute meaningfully to CGIAR's own target of 29% hunger reduction and USD 182 billion in economic surplus — a public-good return that would justify the investment many times over.

17 References

1. FAO. (2025). *Hunger declines globally, but rises in Africa and western Asia* — State of Food Security and Nutrition in the World 2025 (SOFI 2025 summary). Food and Agriculture Organization of the United Nations. <https://www.fao.org/newsroom/detail/global-hunger-declines--but-rises-in-africa-and-western-asia--un-report/en>
2. CGIAR. (2025). *Breeding for Tomorrow: 2025–2030 CGIAR Research Portfolio Overview*. CGIAR. <https://www.cgiar.org/cgiar-research-portfolio-2025-2030/breeding-tomorrow>
3. CGIAR. (2025). *What to expect from Breeding for Tomorrow*. CGIAR News and Events. <https://www.cgiar.org/news-events/news/what-to-expect-from-breeding-for-tomorrow>
4. FAO. (2025). *The genetic diversity of our plants and forests is at risk, new FAO reports warn*. FAO Newsroom. <https://www.fao.org/newsroom/detail/the-genetic-diversity-of-our-plants-and-forests-is-at-risk--new-fao-reports-warn/en>
5. FAO. (2025). *FAO releases the results of a global assessment of plant genetic resources for food and agriculture*. FAO Plant Production and Protection. <https://www.fao.org/plant-production-protection/news-and-events/news/news-detail/fao-releases-the-results-of-a-global-assessment-of-plant-genetic-resources-for-food-and-agriculture/en>
6. FAO. (2010, updated 2025). *Third Report on the State of the World's Plant Genetic Resources*

- for Food and Agriculture*. FAO Commission on Genetic Resources for Food and Agriculture. <https://www.fao.org/cgrfa/assessment/sow-pgrfa/en>
7. USDA. (2024). *Biotechnology and Climate Change*. United States Department of Agriculture. <https://www.usda.gov/farming-and-ranching/plants-and-crops/biotechnology/biotechnology-and-climate-change>
 8. USDA National Agricultural Library. (2025). *Efficient Gene Editing of Diverse Crops Using In Planta Transformation with Carbon Nanotubes*. USDA NAL Food Safety Research Projects. <https://www.nal.usda.gov/research-tools/food-safety-research-projects/efficient-gene-editing-diverse-crops-using-planta>
 9. USDA ARS. (2026). *Altered circadian rhythms and clock genes may provide additional opportunities to develop crops with better buffering capacity to environmental stresses*. USDA Agricultural Research Service Publication Database. <https://www.ars.usda.gov/research/publications/publication/?seqNo115=419436>
 10. Kromdijk, J., Glowacka, K., Leonelli, L., Gabilly, S. T., Iwai, M., Niyogi, K. K., & Long, S. P. (2016). Improving photosynthesis and crop productivity by accelerating recovery from photoprotection. *Science*, 354(6314), 857–861.
 11. South, P. F., Cavanagh, A. P., Liu, H. W., & Ort, D. R. (2019). Synthetic glycolate metabolism pathways stimulate crop growth and productivity in the field. *Science*, 363(6422), eaat9077.
 12. RIPE. (2022). *RIPE researchers prove bioengineering better photosynthesis increases yields in food crops for the first time ever*. RIPE Press Release. Soybean field trial results: average 24.5% yield increase across five transformation events, up to 33%. <https://ripe.illinois.edu/press/press-releases/ripe-researchers-prove-bioengineering-better-photosynthesis-increases-yields-0>
 13. Cavanagh, A. P., South, P. F., Bernacchi, C. J., & Ort, D. R. (2022). Soybean photosynthesis and crop yield are improved by accelerating recovery from photoprotection. *Science*, 377(6608), adc9831. https://ripe.illinois.edu/sites/ripe.illinois.edu/files/2022-08/science_adc9831.pdf
 14. RIPE. (2024). *Press: 2024 — Photosynthesis engineering, heatwave potato, rice CRISPR, mesophyll conductance*. RIPE Program Updates. <https://ripe.illinois.edu/press/2024>
 15. RIPE. (2024). *Engineered increase in mesophyll conductance improves photosynthetic efficiency*. RIPE Press Releases. <https://ripe.illinois.edu/press/press-releases/engineered-increase-mesophyll-conductance-improves-photosynthetic-efficiency>
 16. CGIAR. (2025). *Getting quality seeds of improved varieties to every farmer: A conversation on CGIAR's Inclusive Delivery approach*. CGIAR News and Events. <https://www.cgiar.org/news-events/news/getting-quality-seeds-of-improved-varieties-to-every-farmer-a-conversation-on-cgiars-inclusive-delivery-approach>
 17. IRRI. (2009–2014). *Sub1 submergence-tolerant rice: development, deployment, and impact*. International Rice Research Institute. Sub1A introgression program; approximately 6 million farmer adopters by 2014.
 18. IRRI. (2010–2020). *STRASA: Stress-Tolerant Rice for Africa and South Asia*. International Rice Research Institute / CGIAR. Targeting drought, salinity, and flooding in 6 countries; approximately 4 million farmers reached.
 19. Mackill, D. J., Ismail, A. M., Singh, U. S., Labios, R. V., & Paris, T. R. (2012). Development and rapid adoption of submergence-tolerant (Sub1) rice varieties. *Advances in Agronomy*, 115, 299–352.

20. HarvestPlus / IFPRI. (2023). *HarvestPlus annual report 2023: Biofortification at scale — 50 million people, 30+ countries*. International Food Policy Research Institute. <https://www.harvestplus.org>
21. Meenakshi, J. V., Johnson, N. L., Manyong, V. M., DeGroot, H., Javelosa, J., Yanggen, D. R., ... & Meng, E. (2010). How cost-effective is biofortification in combating micronutrient malnutrition? An ex ante assessment. *World Development*, 38(1), 64–75. (USD 0.51 per DALY averted baseline for biofortification cost-effectiveness.)
22. HarvestPlus. (2019). *Orange-fleshed sweet potato program: 2.5 million households in sub-Saharan Africa*. HarvestPlus / CGIAR.
23. HarvestPlus / IFPRI. (2018). *USD 3 billion in health benefits from biofortification investment 2003–2018*. HarvestPlus program impact assessment.
24. CIMMYT / IITA. (2018). *Drought Tolerant Maize for Africa (DTMA): End-of-program report 2007–2018*. CIMMYT. 200+ varieties, 13 countries, 3.2 million household adopters, yield advantage 0.5–1.0 t/ha under drought.
25. Shiferaw, B., Prasanna, B. M., Hellin, J., & Bänziger, M. (2011). Crops that feed the world 6. Past successes and future challenges to the role played by maize in global food security. *Food Security*, 3(3), 307–327.
26. Muhammed, B., Abdulai, A., & Karimov, A. (2020). Economic impacts of improved drought-tolerant maize varieties in sub-Saharan Africa: A meta-analysis. *World Development*, 126, 104709. (DTMA USD 1.3–1.7B economic benefit estimate.)
27. CGIAR Excellence in Agronomy (EiA). (2024). *EiA initiative overview: Genotype × environment × management for digital agronomy*. CGIAR. <https://www.cgiar.org/initiative/excellence-in-agronomy>
28. CIMMYT. (2023). *Digital phenotyping and high-throughput breeding observation platforms: LiDAR and drone-based pipelines*. CIMMYT Research Programs.
29. Inari Agriculture. (2024). *SEEDesign platform: CRISPR multiplex gene editing for corn and soy seed traits*. Inari Agriculture, Inc. <https://www.inari.com>
30. Unfold AI. (2024). *Vertical farming seed optimization and controlled-environment agriculture*. Unfold AI. <https://www.unfold.ag>
31. Xu, Y., Li, P., Zou, C., Lu, Y., Xie, C., Zhang, X., ... & Prasanna, B. M. (2017). Enhancing genetic gain in the era of molecular breeding. *Journal of Experimental Botany*, 68(11), 2641–2666. (Marker-assisted selection and breeding cycle timelines.)
32. Alston, J. M., Marra, M. C., Pardey, P. G., & Wyatt, T. J. (2000). Research returns redux: a meta-analysis of the returns to agricultural R&D. *Australian Journal of Agricultural and Resource Economics*, 44(2), 185–215. (Updated in subsequent CGIAR returns-to-research analyses.)
33. Alston, J. M., Pardey, P. G., James, J. S., & Andersen, M. A. (2009). The economics of agricultural R&D. *Annual Review of Resource Economics*, 1(1), 537–565. (USD 6–10 return per dollar invested in crop improvement over 20 years.)
34. CGIAR Trust Fund. (2025). *CGIAR Trust Fund: 2025 donor contributions and disbursements*. CGIAR Finance and Budget. Approximately USD 900 million per year.
35. Bill & Melinda Gates Foundation. (2024). *Agricultural development program strategy and investment portfolio 2024*. Bill & Melinda Gates Foundation. USD 800M+ annual agricultural commitment.
36. USAID. (2025). *Feed the Future: Annual program review 2024–2025*. United States Agency for International Development. Approximately USD 1B per year.

37. Fukagawa, N. K., & Ziska, L. H. (2019). Rice: importance for global nutrition. *Journal of Nutritional Science and Vitaminology*, 65(Supplement), S2–S3.
38. Alexandratos, N., & Bruinsma, J. (2012). *World Agriculture towards 2030/2050: The 2012 Revision*. FAO ESA Working Paper No. 12-03. Food and Agriculture Organization.
39. Nelson, G. C., Rosegrant, M. W., Palazzo, A., Gray, I., Ingersoll, C., Robertson, R., ... & You, L. (2010). *Food Security, Farming, and Climate Change to 2050: Scenarios, Results, Policy Options*. IFPRI Research Monograph. International Food Policy Research Institute.
40. IPCC. (2022). *Food, Fibre and Other Ecosystem Products*. In: *Climate Change 2022: Impacts, Adaptation and Vulnerability. Contribution of Working Group II to the Sixth Assessment Report*. Cambridge University Press.
41. Tilman, D., Balzer, C., Hill, J., & Befort, B. L. (2011). Global food demand and the sustainable intensification of agriculture. *Proceedings of the National Academy of Sciences*, 108(50), 20260–20264.
42. International Treaty on Plant Genetic Resources for Food and Agriculture (ITPGRFA). (2001, updated). *The International Treaty on Plant Genetic Resources for Food and Agriculture*. FAO, Rome.
43. Dempewolf, H., Baute, G., Anderson, J., Kilian, B., Smith, C., & Guarino, L. (2017). Past and future use of wild relatives in crop breeding. *Crop Science*, 57(3), 1070–1082. (Crop wild relatives as adaptive trait reservoir.)
44. Ort, D. R., Merchant, S. S., Alric, J., Barkan, A., Blankenship, R. E., Bock, R., ... & Zhu, X.-G. (2015). Redesigning photosynthesis to sustainably meet global food and bioenergy demand. *Proceedings of the National Academy of Sciences*, 112(28), 8529–8536.
45. Lobell, D. B., & Gourdjji, S. M. (2012). The influence of climate change on global crop productivity. *Plant Physiology*, 160(4), 1686–1697. (Climate impacts on breeding targets.)

Source: Full manuscript text integrated from Public-Good Briefing draft.

18 Dossier accountability addendum

The following addendum records the release-facing accountability layer for this dossier: claim boundaries, baseline evidence, upstream dependencies, translation assumptions, scenario bands, scorecard rationales, benchmark requirements, governance guardrails, and related Panta Rhei surfaces. It is intentionally downstream of the full source argument above.

Impact thesis

A Public-Good Briefing exploring how a law-faithful tau genotype-environment-management twin could accelerate weather-tailored crop design, photosynthesis engineering, and targeted gene editing for climate-resilient agriculture. The v3 impact thesis is conditional: a Tau-grade crop-physiology, photosynthesis, and breeding-design translation model would become valuable if it improves benchmarked public decisions while preserving transparent uncertainty, reviewability, and governance control.

18.1 Public-good burden and baseline evidence

A Public-Good Briefing exploring how a law-faithful tau genotype-environment-management twin could accelerate weather-tailored crop design, photosynthesis engineering, and targeted gene editing for climate-resilient agriculture. The public-good burden is treated here as an institutional decision problem: existing agencies already monitor parts of the domain, but the operational handoff from data to timely, auditable action remains incomplete.

18.1.1 External evidence baseline

- **FAO**, State of the World's Land and Water Resources for Food and Agriculture 2025 [1]: freshwater, land, irrigation, and food-system baseline.
- **World Bank Group**, Transforming Lives Through Climate-resilient Irrigation [8]: climate-resilient irrigation and productivity baseline.
- **FAO**, WaPOR: Remote Sensing for Water Productivity [3]: water productivity and evapotranspiration data baseline.
- **FAO**, AquaCrop Crop-Water Productivity Model [2]: crop-water model comparison baseline.
- **WMO**, Agricultural Meteorology Programme [7]: public agrometeorological service context.
- **IFAD**, Climate Change and Resilience [5]: smallholder adaptation and rural resilience context.

18.2 Current institutional landscape

The relevant landscape includes public agencies, research infrastructures, standards bodies, development-finance channels, and domain review communities represented in the evidence base, including FAO, IFAD, WMO, World Bank Group. These references are evidence and adoption surfaces, not endorsements or deployment partners.

18.3 Capability gap

The practical gap is a benchmarkable translation gap: current systems expose useful data or partial models, but they do not yet provide a single law-faithful, bounded-error decision layer for crop-physiology, photosynthesis, and breeding-design translation model.

18.4 Tau framework dependency map

| Surface | Role in this dossier |
|---|--|
| Build the Tau-Kernel | finite address and scalar foundation |
| Recover Core Mathematics | mathematical bridge and model interface |
| Derive Physics | physical readout and domain translation candidate |
| Results lane | upstream consequences to be mapped precisely during release preparation |
| direct-registry-mapping-withheld | no direct Registry object is asserted until a substantive Corpus mapping is available |
| public-docs-mapping-withheld | TauLib module links are asserted only where public documentation exposes a clear surface |
| Release Manifest | release baseline |
| Predictions and Falsification | empirical accountability route |

18.5 Translation assumptions and missing engineering

Required domain model: **crop-physiology, photosynthesis, and breeding-design translation model**.

First benchmarkable test: trait-response and photosynthesis-efficiency predictions against field-trial and breeding-program baselines.

- domain-specific model construction
- data ingestion and validation
- benchmark harness
- pilot protocol
- independent review workflow







18.6 Impact mechanism chain

Public-good burden → external evidence baseline → τ capability hypothesis → upstream Results / Corpus / Verify dependency → translation assumptions → benchmarked pilot → governed adoption pathway.

18.7 Scenario bands

| Band | Scenario summary | Confidence |
|---------------------|---|------------|
| Conservative | A narrow shadow-mode pilot improves one bounded decision task for Crop Biology, Breeding, Photosynthesis Engineering, and Targeted Gene Design without operational authority. | medium |
| Realistic | A reviewed prototype strengthens several public-sector workflows for Crop Biology, Breeding, Photosynthesis Engineering, and Targeted Gene Design after benchmark comparison with incumbent systems. | medium-low |
| Optimistic | A reusable public-good intelligence layer becomes plausible for Crop Biology, Breeding, Photosynthesis Engineering, and Targeted Gene Design after external validation and transparent governance review. | low |

18.8 Impact scorecard

| | | |
|---------------------------|---|--|
| Public-good scale |  5/5 | The affected public-good burden is large or institutionally significant within the portfolio. |
| Tau fit |  3/5 | The proposed pathway depends on coupled state, bounded uncertainty, and compositional modelling rather than isolated prediction alone. |
| Evidence proximity |  3/5 | The evidence base is anchored in public institutions, official monitoring systems, or established scientific reviews. |
| Measurability |  3/5 | A first benchmark can be framed against incumbent public datasets, institutional records, or operational decision metrics. |
| Adoption readiness |  2/5 | Adoption remains conditional on domain review, governance fit, data access, and institutional integration. |
| Equity leverage |  4/5 | The pathway can prioritize underserved or vulnerable populations where public access and safeguards are built in. |

18.9 Candidate pilot pathways

precompetitive crop-design benchmark with a public crop-research institute and open trial datasets

18.10 Benchmark suite and success metrics

| Type | Incumbent line | base- Required benchmark | Tau | Success metric | Validator |
|------|----------------|--------------------------|-----|----------------|-----------|
|------|----------------|--------------------------|-----|----------------|-----------|

| | | | | |
|-----------------------|---|---|---|--|
| translation benchmark | current public or institutional systems in the domain | trait-response and photosynthesis-efficiency predictions against field-trial and breeding-program baselines | pre-registered accuracy, latency, uncertainty, or decision-quality metric | independent domain reviewers |
| governance benchmark | existing audit, disclosure, and reporting practice | transparent assumption, data, model, and failure-mode disclosure | reviewable evidence pack and adverse-outcome protocol | public-sector or expert governance panel |
| equity benchmark | current service-quality, or exposure disparities | access, documented path-way for underserved or vulnerable users without hidden exclusion | distributional benefit and risk review before pilot expansion | equity, community, or public-interest review process |

18.11 Governance and risk guardrails

- Human oversight for any operational use.
- Public benchmark disclosure before institutional adoption.
- Equity access review for underserved or vulnerable communities.
- Data-rights and privacy controls for operational datasets.
- Misuse-prevention and adverse-outcome monitoring.
- Adverse-outcome monitoring with a documented escalation path.
- External domain review before pilot expansion.

18.12 Related Results / Corpus / Verify / Publications

This dossier is downstream of Results, Corpus, Verify, and Publications surfaces. It is not a Registry object. Direct Registry or TauLib links are asserted only where the mapping is substantive rather than decorative.

18.13 Bibliography and external evidence

References

- [1] FAO. State of the world’s land and water resources for food and agriculture 2025. <https://www.fao.org/land-water/solaw2025/en/>, 2025. freshwater, land, irrigation, and food-system baseline.
- [2] FAO. Aquacrop crop-water productivity model. <https://www.fao.org/aquacrop/en/>, 2026. crop-water model comparison baseline.
- [3] FAO. Wapor: Remote sensing for water productivity. <https://www.fao.org/in-action/remote-sensing-for-water-productivity/en/>, 2026. water productivity and evapotranspiration data baseline.
- [4] Thorsten Fuchs and Anna-Sophie Fuchs. Tau for crop biology, breeding, photosynthesis engineering, and targeted gene design. <https://panta-rhei.site/impact/papers/crop-biology>

- [-breeding-photosynthesis-gene-design/](#), 2026. Current public full-text source for dossier crop-biology-breeding-photosynthesis-gene-design.
- [5] IFAD. Climate change and resilience. <https://www.ifad.org/en/climate-and-environment>, 2026. smallholder adaptation and rural resilience context.
- [6] Panta Rhei Research Program. Public-good briefing landing page. <https://panta-rhei.site/publications/research-briefings/public-good/crop-biology-breeding-photosynthesis-gene-design/>, 2026.
- [7] WMO. Agricultural meteorology programme. <https://wmo.int/activities/agricultural-meteorology>, 2026. public agrometeorological service context.
- [8] World Bank Group. Transforming lives through climate-resilient irrigation. <https://shorthand.worldbankgroup.org/transforming-lives-through-climate-resilient-irrigation/>, 2026. climate-resilient irrigation and productivity baseline.



Panta Rhei Research Program

Public-Good Impact Dossier

Tau for Crop Biology, Breeding, Photosynthesis Engineering, and Targeted Gene Design

Dossier ID: PGID-AGRI-02 Portfolio: Agriculture Release: May 2026
publication-ready release

Conditional scenario map. Domain review pending. Deployment, product, validation, certified-impact, and policy-commitment claims are not made.

Public contact and review routes

Website: panta-rhei.site

Contact: panta-rhei.site/engage/contact/

Public discussion: github.com/orgs/Panta-Rhei-Research/discussions

General: hello@panta-rhei.site

Corrections: errata@panta-rhei.site

Media: press@panta-rhei.site